



Greater Austin Area



School Guide

T.A.P.R. Texas Academic
Performance Report *(formerly A.E.I.S.)*

Texas Education Agency's
Accountability Ratings

Based on the 2012-13 School Year

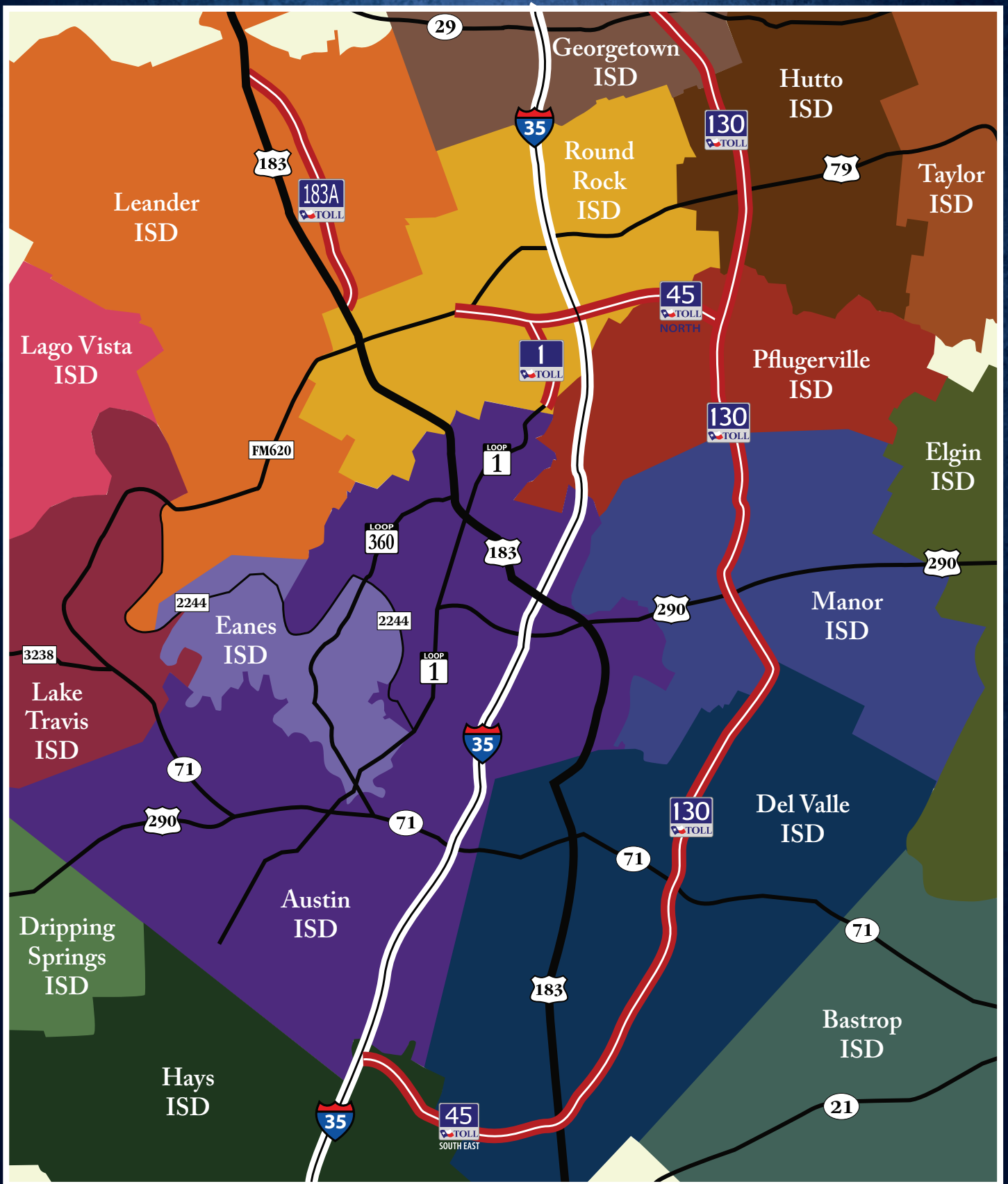


Private Schools
and Charter Schools



Independence Title

Greater Austin School Boundary Map





T.A.P.R. formerly A.E.I.S.

Texas Academic Performance Reports

The Texas Academic Performance Reports (TAPR) pull together a wide range of information on the performance of students in each school and district in Texas every year. Performance is shown disaggregated by student groups, including ethnicity and low income status. The reports also provide extensive information on school and district staff, programs, and student demographics.

T.A.P.R. (formerly A.E.I.S) Reports are Released in January of Each Year

<http://ritter.tea.state.tx.us/perfreport/tapr/index.html>

updated January 2014

State Average

Website	www.tea.state.tx.us
Total Students	5,058,939
Total Staff (Teachers/Admin)	642,184.2
Students per Teacher	15.5
Attendance Rate	95.9%
Dropout Rate (Grades 9-12)	2.4%
% Tested - SAT/ACT	66.9%
Average SAT Score	1422
Average ACT Score	20.5
STAAR Test Participation (All Grades)	99.0%
STAAR All Subjects (All Grades)	77.0%
4-Year Graduation Rate without Exclusions	88.7%

Del Valle

Website	www.delvalle.tx.schoolwebpages.com
Total Students	11,317
Total Staff (Teachers/Admin)	1,519.1
Students per Teacher	14.5
Attendance Rate	95.5%
Dropout Rate (Grades 9-12)	0.7%
% Tested - SAT/ACT	52.4%
Average SAT Score	1286
Average ACT Score	17.4
STAAR Test Participation (All Grades)	100%
STAAR All Subjects (All Grades)	67.0%
4-Year Graduation Rate without Exclusions	90.2%

Florence

Website	www.florenceisd.net
Total Students	991
Total Staff (Teachers/Admin)	146.3
Students per Teacher	13.5
Attendance Rate	96.0%
Dropout Rate (Grades 9-12)	1.1%
% Tested - SAT/ACT	96.9%
Average SAT Score	1459
Average ACT Score	20.7
STAAR Test Participation (All Grades)	99.0%
STAAR All Subjects (All Grades)	75.0%
4-Year Graduation Rate without Exclusions	97.4%

Austin

Website	www.austinisd.org
Total Students	86,233
Total Staff (Teachers/Admin)	11,465.3
Students per Teacher	14.6
Attendance Rate	95.1%
Dropout Rate (Grades 9-12)	2.9%
% Tested - SAT/ACT	72.3%
Average SAT Score	1496
Average ACT Score	21.4
STAAR Test Participation (All Grades)	99.0%
STAAR All Subjects (All Grades)	78.0%
4-Year Graduation Rate without Exclusions	82.5%

Dripping Springs

Website	www.dsisd.txed.net
Total Students	4,765
Total Staff (Teachers/Admin)	552.4
Students per Teacher	17.6
Attendance Rate	96.6%
Dropout Rate (Grades 9-12)	0.1%
% Tested - SAT/ACT	90.0%
Average SAT Score	1625
Average ACT Score	24.6
STAAR Test Participation (All Grades)	99.0%
STAAR All Subjects (All Grades)	93.0%
4-Year Graduation Rate without Exclusions	99.3%

Georgetown

Website	www.georgetownisd.org
Total Students	10,328
Total Staff (Teachers/Admin)	1,472.5
Students per Teacher	14.2
Attendance Rate	96.3%
Dropout Rate (Grades 9-12)	0.7%
% Tested - SAT/ACT	66.7%
Average SAT Score	1554
Average ACT Score	23.0
STAAR Test Participation (All Grades)	99.0%
STAAR All Subjects (All Grades)	83.0%
4-Year Graduation Rate without Exclusions	94.2%

Bastrop

Website	www.bastrop.isd.tenet.edu
Total Students	9,268
Total Staff (Teachers/Admin)	1,107.5
Students per Teacher	15.4
Attendance Rate	95.1%
Dropout Rate (Grades 9-12)	0.8%
% Tested - SAT/ACT	55.7%
Average SAT Score	1405
Average ACT Score	20.0
STAAR Test Participation (All Grades)	99.0%
STAAR All Subjects (All Grades)	74.0%
4-Year Graduation Rate without Exclusions	86.7%

Eanes

Website	www.eanes.k12.tx.us
Total Students	7,837
Total Staff (Teachers/Admin)	1,049.7
Students per Teacher	14.2
Attendance Rate	96.8%
Dropout Rate (Grades 9-12)	0.3%
% Tested - SAT/ACT	n/a
Average SAT Score	1763
Average ACT Score	26.6
STAAR Test Participation (All Grades)	99.0%
STAAR All Subjects (All Grades)	96.0%
4-Year Graduation Rate without Exclusions	96.9%

Hays

Website	www.hayscisd.net
Total Students	16,525
Total Staff (Teachers/Admin)	2,183.5
Students per Teacher	16.0
Attendance Rate	96.1%
Dropout Rate (Grades 9-12)	1.3%
% Tested - SAT/ACT	67.0%
Average SAT Score	1377
Average ACT Score	19.5
STAAR Test Participation (All Grades)	99.0%
STAAR All Subjects (All Grades)	76.0%
4-Year Graduation Rate without Exclusions	89.2%

Blanco

Website	www.blancoisd.com
Total Students	949
Total Staff (Teachers/Admin)	157.1
Students per Teacher	11
Attendance Rate	96.1%
Dropout Rate (Grades 9-12)	0.0%
% Tested - SAT/ACT	76.1%
Average SAT Score	1416
Average ACT Score	19.6
STAAR Test Participation (All Grades)	100%
STAAR All Subjects (All Grades)	82.0%
4-Year Graduation Rate without Exclusions	98.6%

Elgin

Website	www.elginisd.net
Total Students	4,122
Total Staff (Teachers/Admin)	513.8
Students per Teacher	17.0
Attendance Rate	94.9%
Dropout Rate (Grades 9-12)	1.3%
% Tested - SAT/ACT	63.5%
Average SAT Score	1362
Average ACT Score	17.8
STAAR Test Participation (All Grades)	99.0%
STAAR All Subjects (All Grades)	67.0%
4-Year Graduation Rate without Exclusions	89.6%

Hutto

Website	www.hutto.txed.net
Total Students	5,746
Total Staff (Teachers/Admin)	673.6
Students per Teacher	17.2
Attendance Rate	96.6%
Dropout Rate (Grades 9-12)	0.4%
% Tested - SAT/ACT	64.3%
Average SAT Score	1395
Average ACT Score	19.5
STAAR Test Participation (All Grades)	99.0%
STAAR All Subjects (All Grades)	76.0%
4-Year Graduation Rate without Exclusions	96.8%



A.E.I.S. Reports are Released in January of Each Year

updated January 2014

Jarrell

Website	www.jarrellisd.org
Total Students	1,076
Total Staff (Teachers/Admin)	167.8
Students per Teacher	12.9
Attendance Rate	96.8%
Dropout Rate (Grades 9-12)	1.4%
% Tested - SAT/ACT	67.9%
Average SAT Score	1452
Average ACT Score	20.2
STAAR Test Participation (All Grades)	100%
STAAR All Subjects (All Grades)	77.0%
4-Year Graduation Rate without Exclusions	92.5%

Liberty Hill

Website	www.libertyhill.txed.net
Total Students	2,845
Total Staff (Teachers/Admin)	378.7
Students per Teacher	14.9
Attendance Rate	96.8%
Dropout Rate (Grades 9-12)	0.23%
% Tested - SAT/ACT	69.4%
Average SAT Score	1507
Average ACT Score	22.5
STAAR Test Participation (All Grades)	100%
STAAR All Subjects (All Grades)	88.0%
4-Year Graduation Rate without Exclusions	93.2%

Pflugerville

Website	www.pflugervilleisd.net
Total Students	23,302
Total Staff (Teachers/Admin)	2,687.4
Students per Teacher	15.0
Attendance Rate	96.3%
Dropout Rate (Grades 9-12)	0.5%
% Tested - SAT/ACT	72.8%
Average SAT Score	1419
Average ACT Score	23.9
STAAR Test Participation (All Grades)	99.0%
STAAR All Subjects (All Grades)	81.0%
4-Year Graduation Rate without Exclusions	91.9%

Johnson City

Website	http://johnsoncity.tx.schoolwebpages.com
Total Students	721
Total Staff (Teachers/Admin)	111.8
Students per Teacher	12.4
Attendance Rate	96.6%
Dropout Rate (Grades 9-12)	0.5%
% Tested - SAT/ACT	72.0%
Average SAT Score	1448
Average ACT Score	19.2
STAAR Test Participation (All Grades)	100%
STAAR All Subjects (All Grades)	85.0%
4-Year Graduation Rate without Exclusions	96.0%

Llano

Website	www.llano.k12.tx.us
Total Students	1,829
Total Staff (Teachers/Admin)	298.5
Students per Teacher	13.1
Attendance Rate	95.9%
Dropout Rate (Grades 9-12)	0.0%
% Tested - SAT/ACT	77.2%
Average SAT Score	1457
Average ACT Score	20.0
STAAR Test Participation (All Grades)	100%
STAAR All Subjects (All Grades)	85.0%
4-Year Graduation Rate without Exclusions	98.0%

Round Rock

Website	www.roundrockisd.org
Total Students	42,588
Total Staff (Teachers/Admin)	5,660.9
Students per Teacher	14.8
Attendance Rate	96.4%
Dropout Rate (Grades 9-12)	0.7%
% Tested - SAT/ACT	79.4%
Average SAT Score	1599
Average ACT Score	24.0
STAAR Test Participation (All Grades)	99.0%
STAAR All Subjects (All Grades)	88.0%
4-Year Graduation Rate without Exclusions	93.8%

Lago Vista

Website	www.lagovistaisd.net
Total Students	1,339
Total Staff (Teachers/Admin)	142.8
Students per Teacher	14.4
Attendance Rate	96.4%
Dropout Rate (Grades 9-12)	0.0%
% Tested - SAT/ACT	88.2%
Average SAT Score	1503
Average ACT Score	21.2
STAAR Test Participation (All Grades)	100%
STAAR All Subjects (All Grades)	88.0%
4-Year Graduation Rate without Exclusions	97.4%

Lockhart

Website	www.lockhartisd.org
Total Students	4,958
Total Staff (Teachers/Admin)	623.7
Students per Teacher	15.1
Attendance Rate	95.3%
Dropout Rate (Grades 9-12)	1.0%
% Tested - SAT/ACT	56.5%
Average SAT Score	1392
Average ACT Score	18.4
STAAR Test Participation (All Grades)	99.0%
STAAR All Subjects (All Grades)	76.0%
4-Year Graduation Rate without Exclusions	91.8%

San Marcos

Website	www.smcisd.net
Total Students	7,509
Total Staff (Teachers/Admin)	1,111.3
Students per Teacher	13.9
Attendance Rate	95.3%
Dropout Rate (Grades 9-12)	2.1%
% Tested - SAT/ACT	71.2%
Average SAT Score	1426
Average ACT Score	19.5
STAAR Test Participation (All Grades)	99.0%
STAAR All Subjects (All Grades)	73.0%
4-Year Graduation Rate without Exclusions	84.0%

Lake Travis

Website	www.laketravis.txed.net
Total Students	7,779
Total Staff (Teachers/Admin)	955.6
Students per Teacher	15.6
Attendance Rate	96.3%
Dropout Rate (Grades 9-12)	0.6%
% Tested - SAT/ACT	87.5%
Average SAT Score	1653
Average ACT Score	25.2
STAAR Test Participation (All Grades)	99.0%
STAAR All Subjects (All Grades)	94.0%
4-Year Graduation Rate without Exclusions	93.5%

Manor

Website	www.manorisd.net
Total Students	8,039
Total Staff (Teachers/Admin)	983.3
Students per Teacher	15.7
Attendance Rate	95.1%
Dropout Rate (Grades 9-12)	1.2%
% Tested - SAT/ACT	78.9%
Average SAT Score	1251
Average ACT Score	16.9
STAAR Test Participation (All Grades)	99.0%
STAAR All Subjects (All Grades)	65.0%
4-Year Graduation Rate without Exclusions	79.1%

Taylor

Website	www.taylorisd.org
Total Students	3,181
Total Staff (Teachers/Admin)	466.9
Students per Teacher	14.9
Attendance Rate	96.3%
Dropout Rate (Grades 9-12)	0.7%
% Tested - SAT/ACT	56.3%
Average SAT Score	1391
Average ACT Score	18.4
STAAR Test Participation (All Grades)	100%
STAAR All Subjects (All Grades)	73.0%
4-Year Graduation Rate without Exclusions	97.0%

Leander

Website	www.leanderisd.org
Total Students	34,265
Total Staff (Teachers/Admin)	4,137.3
Students per Teacher	15.4
Attendance Rate	96.2%
Dropout Rate (Grades 9-12)	0.4%
% Tested - SAT/ACT	76.9%
Average SAT Score	1546
Average ACT Score	23.2
STAAR Test Participation (All Grades)	99.0%
STAAR All Subjects (All Grades)	89.0%
4-Year Graduation Rate without Exclusions	94.1%

Marble Falls

Website	www.mfisd.txed.net
Total Students	4,037
Total Staff (Teachers/Admin)	461.8
Students per Teacher	14.1
Attendance Rate	96.2%
Dropout Rate (Grades 9-12)	1.3%
% Tested - SAT/ACT	56.5%
Average SAT Score	1452
Average ACT Score	21.1
STAAR Test Participation (All Grades)	99.0%
STAAR All Subjects (All Grades)	81.0%
4-Year Graduation Rate without Exclusions	92.1%

Wimberley

Website	www.wimberley.txed.net
Total Students	2,044
Total Staff (Teachers/Admin)	290.5
Students per Teacher	14.6
Attendance Rate	96.5%
Dropout Rate (Grades 9-12)	0.3%
% Tested - SAT/ACT	88.8%
Average SAT Score	1536
Average ACT Score	22.3
STAAR Test Participation (All Grades)	99.0%
STAAR All Subjects (All Grades)	90.0%
4-Year Graduation Rate without Exclusions	97.8%



Explanation of the 2013 Accountability Summary Report

Accountability Rating

This section of the 2013 Accountability Summary report provides the 2013 state accountability rating issued to the district or campus: **Met Standard / Improvement Required / Not Rated. The Met Alternative Standard rating** is assigned to charters and alternative education campuses evaluated under alternative education accountability (AEA) provisions. In addition to the rating, the classification (Met Standards/ DidNot Meet Standards) is shown for each performance index evaluated. To receive a Met Standard or Met Alternative Standard rating, campuses and districts must meet or exceed the target score on all indexes for which they have performance data in 2013.

Performance Index Report

Four performance indexes include a broad set of measures that provide a comprehensive evaluation of the entire campus or district. The numerical index score on each index evaluated for the district or campus is shown on a bar chart that illustrates the index score achieved on a range from 0 to 100. The Target Score, the score required to meet the standard on each index, is shown numerically below the index description as well as a graphical "cut line" on the chart. Index targets may be different depending on whether a district or campus is evaluated under AEA provisions or non-AEA provisions. Additionally, index targets for Index 2: Student Progress vary depending on the campus type.

Performance Index Summary

This section illustrates how the Index Score for each of the four indexes was derived using Points Earned divided by Maximum Points. This summary level data can be further disaggregated by examining the Calculation Reports and Data Tables which provide the performance results for each subject area and student group evaluated in the index.

Distinction Designation

Distinction designations recognize outstanding academic achievement in reading/English language arts and mathematics on various indicators of postsecondary readiness. Campuses that receive an accountability rating of Met Standard are eligible for the following distinction designations in 2013.

- **Top 25% Student Progress**

The campus achieved the top quartile (top 25%) of performance on Index 2: Student Progress in relation to its campus comparison group.

- **Academic Achievement in Reading/English language arts (ELA)**

The campus achieved the top quartile (top 25%) in relation to its campus comparison group on 50% or more (elementary/middle schools) or 33% or more (high schools) of their eligible measures in reading/ELA.

- **Academic Achievement in Mathematics**

The campus achieved the top quartile (top 25%) in relation to its campus comparison group on 50% or more (elementary/middle schools) or 33% or more (high schools) of their eligible measures in mathematics.

Campus Demographics

This section provides demographic information for the campus that is used in creating campus comparison groups which are used in the evaluation of Distinction Designations. Each campus is assigned to a unique comparison group of 40 other public schools (from anywhere in the state), that closely matches that school on the following characteristics: campus type, campus size, percent economically disadvantaged students, mobility rates (based on cumulative attendance), and percent of Explanation of the 2013 Accountability Summary Report TEA Division of Performance Reporting Page 2 of 2 August 8, 2013 students with limited English proficiency.

System Safeguards

The disaggregated performance results of the state accountability system serve as the basis of safeguards for the accountability rating system to ensure that poor performance in one area or one student group is not masked in the performance index. The disaggregated performance measures and safeguard targets will be calculated for performance rates, participation rates, and graduation rates of eleven student groups: All Students, Seven Racial/Ethnic groups: African American, American Indian, Asian, Hispanic, Pacific Islander, White, and Two or More Races; Economically Disadvantaged, Students with Disabilities, and English language learners (ELLs).

Austin ISD continued..

<i>Campus</i>	<i>Rating</i>
Perez Elementary	Met Standard
Phoenix Academy	Not Rated
Pickle Elementary	Met Standard
Pillow Elementary	Met Standard
Pleasant Hill Elementary	Met Standard
Premier High School At Lanier	Met Standard
Premier High School At Travis	Met Standard
Read Pre-K Demonstration	Met Standard
Reagan High School	Met Standard
Reilly Elementary	Met Standard
Richards Sch For Young Women	Met Standard
Reading/ELA Achievement	Distinction Earned
Top 25% Progress Achievement	Distinction Earned
Ridgetop Elementary	Met Standard
Reading/ELA Achievement	Distinction Earned
Rodriguez Elementary	Improvement Required
Rosedale	Improvement Required
Sanchez Elementary	Met Standard
Reading/ELA Achievement	Distinction Earned
Mathematics Achievement	Distinction Earned
Top 25% Progress Achievement	Distinction Earned
Sims Elementary	Met Standard
Small Middle	Met Standard
St. Elmo Elementary	Met Standard
Reading/ELA Achievement	Distinction Earned
Top 25% Progress Achievement	Distinction Earned
Summit Elementary	Met Standard
Reading/ELA Achievement	Distinction Earned
Top 25% Progress Achievement	Distinction Earned
Sunset Valley Elementary	Met Standard
Top 25% Progress Achievement	Distinction Earned
Travis County Day School	Improvement Required
Travis County J J A E P	Not Rated
Travis County Juvenile Det	Not Rated
Travis High School	Improvement Required
Travis Heights Elementary	Met Standard
Reading/ELA Achievement	Distinction Earned
Top 25% Progress Achievement	Distinction Earned
Uphaus Early Childhood Ctr	Met Standard
Walnut Creek Elementary	Met Standard
Web Middle	Met Standard
Reading/ELA Achievement	Distinction Earned
Webb Primary Center	Met Standard
Widen Elementary	Met Standard
Williams Elementary	Met Standard
Winn Elementary	Met Standard
Woodridge Elementary	Met Standard
Reading/ELA Achievement	Distinction Earned
Top 25% Progress Achievement	Distinction Earned
Wooten Elementary	Met Standard
Zavala Elementary	Met Standard
Reading/ELA Achievement	Distinction Earned
Zilker Elementary	Met Standard
Reading/ELA Achievement	Distinction Earned

BASTROP ISD www.bastrop.isd.tenet.edu

<i>Campus</i>	<i>Rating</i>
Bastrop High School	Met Standard
Reading/ELA Achievement	Distinction Earned
Mathematics Achievement	Distinction Earned
Top 25% Progress Achievement	Distinction Earned
Bastrop Intermediate	Met Standard
Mathematics Achievement	Distinction Earned
Bastrop Middle	Met Standard
Bluebonnet Elementary	Met Standard
Reading/ELA Achievement	Distinction Earned
Cedar Creek Elementary	Met Standard
Cedar Creek High School	Met Standard
Reading/ELA Achievement	Distinction Earned
Mathematics Achievement	Distinction Earned
Top 25% Progress Achievement	Distinction Earned

Cedar Creek Intermediate	Met Standard
Reading/ELA Achievement	Distinction Earned
Mathematics Achievement	Distinction Earned
Top 25% Progress Achievement	Distinction Earned
Distinction Earned	
Cedar Creek Middle	Met Standard
Reading/ELA Achievement	Distinction Earned
Emile Elementary	Met Standard
Gateway	Not Rated
Genesis High School	Met Standard
Lost Pines Elementary	Met Standard
Mina Elementary	Met Standard
Red Rock Elementary	Met Standard
Reading/ELA Achievement	Distinction Earned

BLANCO ISD www.blancoisd.com

<i>Campus</i>	<i>Rating</i>
Blanco Elementary	Met Standard
Blanco Middle	Met Standard
Mathematics Achievement	Distinction Earned
Top 25% Progress Achievement	Distinction Earned
Blanco High School	Met Standard
Reading/ELA Achievement	Distinction Earned
Mathematics Achievement	Distinction Earned

DEL VALLE ISD www.del-valle.k12.tx.us

<i>Campus</i>	<i>Rating</i>
Baty Elementary	Met Standard
Mathematics Achievement	Distinction Earned
Top 25% Progress Achievement	Distinction Earned
Creedmoor Elementary	Met Standard
Top 25% Progress Achievement	Distinction Earned
Dailey Middle	Met Standard
Del Valle Elementary	Met Standard
Del Valle High School	Met Standard
Del Valle Middle	Met Standard
Mathematics Achievement	Distinction Earned
Top 25% Progress Achievement	Distinction Earned
Del Valle Opportunity Center	Met Alternative Standard
Hillcrest Elementary	Met Standard
Hornsby-Dunlap Elementary	Improvement Required
John P Ojeda Junior High	Met Standard
Mathematics Achievement	Distinction Earned
Top 25% Progress Achievement	Distinction Earned
Joseph Gilbert Elementary	Met Standard
Popham Elementary	Met Standard
Smith Elementary	Met Standard
Reading/ELA Achievement	Distinction Earned
Mathematics Achievement	Distinction Earned
Top 25% Progress Achievement	Distinction Earned
Travis Co JJAEP	Not Rated

DRIPPING SPRINGS ISD www.dripping-springs.k12.tx.us

<i>Campus</i>	<i>Rating</i>
Dripping Springs Elementary	Met Standard
Reading/ELA Achievement	Distinction Earned
Dripping Springs High School	Met Standard
Reading/ELA Achievement	Distinction Earned
Mathematics Achievement	Distinction Earned
Top 25% Progress Achievement	Distinction Earned
Dripping Springs Middle	Met Standard
Rooster Springs Elementary	Met Standard
Walnut Springs Elementary	Met Standard
Mathematics Achievement	Distinction Earned
Top 25% Progress Achievement	Distinction Earned

EANES ISD www.eanes.k12.tx.us

<i>Campus</i>	<i>Rating</i>
Barton Creek Elementary	Met Standard
Reading/ELA Achievement	Distinction Earned
Top 25% Progress Achievement	Distinction Earned

Bridge Point Elementary	Met Standard
Cedar Creek Elementary	Met Standard
Reading/ELA Achievement	Distinction Earned
Eanes Elementary	Met Standard
Forest Trail Elementary	Met Standard
Hill Country Middle	Met Standard
Valley View Elementary	Met Standard
West Ridge Middle	Met Standard
Reading/ELA Achievement	Distinction Earned
Westlake High	Met Standard
Reading/ELA Achievement	Distinction Earned
Mathematics Achievement	Distinction Earned
Top 25% Progress Achievement	Distinction Earned

ELGIN ISD www.elginisd.net

<i>Campus</i>	<i>Rating</i>
Booker T. Washington Elementary	Met Standard
Elgin Elementary	Met Standard
Elgin High	Met Standard
Elgin Middle	Met Standard
Neidig Elementary	Met Standard
Top 25% Progress Achievement	Distinction Earned
Phoenix High	Met Standard

FLORENCE ISD www.florence.k12.tx.us

<i>Campus</i>	<i>Rating</i>
Florence Elementary	Met Standard
Florence High	Met Standard
Florence Middle	Met Standard

GEORGETOWN ISD www.georgetownisd.org


<i>Campus</i>	<i>Rating</i>
Annie Purl Elementary	Met Standard
Carver Elementary	Met Standard
Charles A Forbes Middle	Met Standard
Reading/ELA Achievement	Distinction Earned
Chip Richarte High	Met Alternative Standard
Dell Pickett Elementary	Met Standard
Mathematics Achievement	Distinction Earned
Top 25% Progress Achievement	Distinction Earned
Douglas Benold Middle	Met Standard
East View High	Met Standard
Mathematics Achievement	Distinction Earned
Top 25% Progress Achievement	Distinction Earned
Frost Elementary	Met Standard
Georgetown Alternative Program	Not Rated
Georgetown High	Met Standard
Reading/ELA Achievement	Distinction Earned
James E Mitchell Elementary	Met Standard
James Tippit Middle	Met Standard
Jo Ann Ford Elementary	Met Standard
Reading/ELA Achievement	Distinction Earned
Mathematics Achievement	Distinction Earned
Top 25% Progress Achievement	Distinction Earned
Pat Cooper Elementary	Met Standard
Top 25% Progress Achievement	Distinction Earned
Raye McCoy Elementary	Met Standard
Reading/ELA Achievement	Distinction Earned
Village Elementary	Met Standard
Reading/ELA Achievement	Distinction Earned
Williams Elementary	Met Standard
Mathematics Achievement	Distinction Earned
Top 25% Progress Achievement	Distinction Earned
Williamson County J J A E P	Not Rated
Williamson County Juvenile Detention	Not Rated

HAYS CISD www.hayscisd.net

<i>Campus</i>	<i>Rating</i>
Armando Chapa Middle	Met Standard
Reading/ELA Achievement	Distinction Earned
Blando Vista Elementary	Met Standard
Buda Elementary	Met Standard

Based on Data from the 2012-2013 School Year





Based on Data from the 2012-2013 School Year

Hays CISD continued..

Camino Real Elementary	Met Standard
Reading/ELA Achievement	Distinction Earned
Carpenter Hill Elementary	Met Standard
D J Red Simon Middle	Met Standard
Reading/ELA Achievement	Distinction Earned
Top 25% Progress Achievement	Distinction Earned
Elm Grove Elementary	Met Standard
Eric Dahlstrom Middle	Met Standard
Hemphill Elementary	Met Standard
Jack C Hays High School	Met Standard
Top 25% Progress Achievement	Distinction Earned
Kyle Elementary	Met Standard
Top 25% Progress Achievement	Distinction Earned
Laura B Negley Elementary	Met Standard
Laura B Wallace Middle	Met Standard
Lehman High School	Met Standard
Live Oak Academy	Met Alternative Standard
R C Barton Middle	Met Standard
Ralph Pfluger Elementary	Met Standard
Science Hall Elementary	Met Standard
Susie Fuentes Elementary	Met Standard
Tobias Elementary	Met Standard
Tom Green Elementary	Met Standard

HUTTO ISD

<i>Campus</i>	<i>Rating</i>
Hutto Elementary	Met Standard
Hutto Middle School	Met Standard
Hutto High School	Met Standard

JARRELL ISD

<i>Campus</i>	<i>Rating</i>
Jarrell Elementary	Improvement Required
Jarrell Middle School	Met Standard
Reading/ELA Achievement	Distinction Earned
Mathematics Achievement	Distinction Earned
Jarrell High School	Met Standard

JOHNSON ISD

<i>Campus</i>	<i>Rating</i>
Lyndon B Johnson Elementary	Met Standard
Lyndon B Johnson High School	Met Standard
Top 25% Progress Achievement	Distinction Earned
Lyndon B Johnson Middle School	Met Standard
Mathematics Achievement	Distinction Earned

LAGO VISTA ISD

<i>Campus</i>	<i>Rating</i>
Lago Vista Elementary	Met Standard
Lago Vista High School	Met Standard
Lago Vista Middle	Met Standard
Top 25% Progress Achievement	Distinction Earned

LAKE TRAVIS ISD

<i>Campus</i>	<i>Rating</i>
Bee Cave Elementary	Met Standard
Reading/ELA Achievement	Distinction Earned
Hudson Bend Middle	Met Standard
Reading/ELA Achievement	Distinction Earned
Lake Pointe Elementary	Met Standard
Reading/ELA Achievement	Distinction Earned
Lake Travis Elementary	Met Standard
Lake Travis High School	Met Standard
Reading/ELA Achievement	Distinction Earned
Top 25% Progress Achievement	Distinction Earned
Lake Travis Middle	Met Standard
Reading/ELA Achievement	Distinction Earned
Top 25% Progress Achievement	Distinction Earned
Lakeway Elementary	Met Standard
Reading/ELA Achievement	Distinction Earned
Mathematics Achievement	Distinction Earned

Serene Hills Elementary	Met Standard
Top 25% Progress Achievement	Distinction Earned
Lake Travis Co JJAEP	Not Rated

LEANDER ISD

<i>Campus</i>	<i>Rating</i>
Ada Mae Faubion Elementary	Met Standard
Reading/ELA Achievement	Distinction Earned
Top 25% Progress Achievement	Distinction Earned
Artie L Henry Middle	Met Standard
Reading/ELA Achievement	Distinction Earned
Bagdad Elementary	Met Standard
Block House Creek Elementary	Met Standard
Top 25% Progress Achievement	Distinction Earned
C C Mason Elementary	Met Standard
Top 25% Progress Achievement	Distinction Earned
Canyon Ridge Elementary	Met Standard
Reading/ELA Achievement	Distinction Earned
Top 25% Progress Achievement	Distinction Earned
Cedar Park High School	Met Standard
Mathematics Achievement	Distinction Earned
Cedar Park Middle School	Met Standard
Charlotte Cox Elementary	Met Standard
Top 25% Progress Achievement	Distinction Earned
Cypress Elementary	Met Standard
Deer Creek Elementary	Met Standard
Florence W Stiles Middle	Met Standard
Four Points Middle	Met Standard
Reading/ELA Achievement	Distinction Earned
Mathematics Achievement	Distinction Earned
Top 25% Progress Achievement	Distinction Earned
Grandview Hills Elementary	Met Standard
Top 25% Progress Achievement	Distinction Earned
Jim Plain Elementary	Met Standard
Knox Wiley Middle	Met Standard
Laura Welch Bush Elementary	Met Standard
Leander High School	Met Standard
Leander Middle	Met Standard
Reading/ELA Achievement	Distinction Earned
Top 25% Progress Achievement	Distinction Earned
Lois F Giddens Elementary	Met Standard
New Hope High School	Not Rated
Parkside Elementary	Met Standard
Patricia Knowles Elementary	Met Standard
Pauline Naumann Elementary	Met Standard
Pleasant Hill Elementary	Met Standard
River Place Elementary	Met Standard
Reading/ELA Achievement	Distinction Earned
River Ridge Elementary	Met Standard
Ronald Reagan Elementary	Met Standard
Rouse High School	Met Standard
Running Brush Middle School	Met Standard
Top 25% Progress Achievement	Distinction Earned
Rutledge Elementary	Met Standard
Steiner Ranch Elementary	Met Standard
Vandegrift High School	Met Standard
Mathematics Achievement	Distinction Earned
Vista Ridge High School	Met Standard
Top 25% Progress Achievement	Distinction Earned
Westside Elementary	Met Standard
Whitestone Elementary	Met Standard
William J Winkley Elementary	Met Standard
Williamson Co Academy	Not Rated
Williamson County Detention Center	Not Rated

LIBERTY HILL ISD

<i>Campus</i>	<i>Rating</i>
Bill Burden Elementary	Met Standard
Liberty Hill Elementary	Met Standard
Liberty Hill High School	Met Standard
Liberty Hill Intermediate	Met Standard
Liberty Hill Junior High	Met Standard
Williamson County Juvenile Detention	Not Rated

www.leanderisd.org

LLANO ISD

<i>Campus</i>	<i>Rating</i>
Llano Elementary	Met Standard
Reading/ELA Achievement	Distinction Earned
Mathematics Achievement	Distinction Earned
Llano High School	Met Standard
Reading/ELA Achievement	Distinction Earned
Mathematics Achievement	Distinction Earned
Llano Junior High	Met Standard
Reading/ELA Achievement	Distinction Earned
Mathematics Achievement	Distinction Earned
Top 25% Progress Achievement	Distinction Earned
Packsaddle Elementary	Met Standard
Mathematics Achievement	Distinction Earned

www.llano.txed.net

LOCKHART ISD

<i>Campus</i>	<i>Rating</i>
Bluebonnet Elementary	Met Standard
Carver Elementary	Met Standard
Clear Fork Elementary	Met Standard
Reading/ELA Achievement	Distinction Earned
Top 25% Progress Achievement	Distinction Earned
Lockhart High School	Met Standard
Top 25% Progress Achievement	Distinction Earned
Lockhart High School (9)	Met Standard
Lockhart Junior High	Met Standard
Lockhart Pride High School	Met Alternative Standard
Navarro Elementary	Met Standard
Plum Creek Elementary	Met Standard

www.lockhartisd.org

MANOR ISD

<i>Campus</i>	<i>Rating</i>
Blake Manor Elementary	Met Standard
Bluebonnet Trail Elementary	Met Standard
Reading/ELA Achievement	Distinction Earned
Decker Elementary	Improvement Required
Decker Middle	Met Standard
Manor Elementary	Met Standard
Reading/ELA Achievement	Distinction Earned
Top 25% Progress Achievement	Distinction Earned
Manor Excel Academy	Met Alternative Standard
Manor High School	Met Standard
Manor Middle	Met Standard
Manor New Tech High School	Met Standard
Reading/ELA Achievement	Distinction Earned
Mathematics Achievement	Distinction Earned
Oak Meadows Elementary	Met Standard
Top 25% Progress Achievement	Distinction Earned
Pioneer Crossings Elementary	Met Standard
Presidential Meadows Elementary	Met Standard
Top 25% Progress Achievement	Distinction Earned

www.manorisd.net

MARBLE FALLS ISD

<i>Campus</i>	<i>Rating</i>
Colt Elementary	Met Standard
Reading/ELA Achievement	Distinction Earned
Mathematics Achievement	Distinction Earned
Top 25% Progress Achievement	Distinction Earned
Falls Career High School	Met Alternative Standard
Highland Lakes Elementary	Met Standard
Reading/ELA Achievement	Distinction Earned
Marble Falls Elementary	Met Standard
Reading/ELA Achievement	Distinction Earned
Top 25% Progress Achievement	Distinction Earned
Marble Falls High School	Met Standard
Distinction Earned	
Marble Falls Middle	Met Standard
Reading/ELA Achievement	Distinction Earned
Spicewood Elementary	Met Standard
Reading/ELA Achievement	Distinction Earned
Mathematics Achievement	Distinction Earned
Top 25% Progress Achievement	Distinction Earned

www.mfisd.txed.net

Campus	Rating
--------	--------

Reading/ELA Achievement	Distinction Earned
95%	100%

ROUND ROCK ISD www.roundrockisd.org

Anderson Mill Elementary Met Standard

Based on Data from the 2012-2013 School Year

Campus

Crockett Elementary

Campus

Northside Early Childhood Campus

Campus

Jacob's Well Elementary

www.smcisd.net

Rating

taylorducks.org


Rating

amberlev.txed.net

Rating

Met Standard	
Met Standard	
Met Standard	
Met Standard	
Distinction Earned	
Distinction Earned	
Distinction Earned	





PRIVATE SCHOOLS AND CHARTER SCHOOLS

Private Schools

All Saints Episcopal School

Austin 512/472-8866
Grades PK-KG www.allsaints-austin.org

Austin Harvard

Austin 512/459-9191
Grades K-12

Austin Jewish Academy

Austin 512/735-8350
Grades K-8 www.austinjewishacademy.org

Austin Montessori School (Great Northern)

Austin 512/450-1940
Grades PS-3 www.austinmontessori.org

Austin Montessori School (Gaines Creek)

Austin 512/892-0826
Grades 6-8 www.austinmontessori.org

Austin Montessori School (Sunset Trail)

Austin 512/892-0253
Grades PS-9 www.austinmontessori.org

Austin Seventh Day Adventist Junior Academy

Austin 512/459-8976
Grades 1-10

Austin Waldorf School

Austin 512/288-5942
Grades K-12 www.austinwaldorf.org

Bluebonnet School of Canyon Creek

Cedar Park 512/331-9009
Grades PK-K www.bluebonnetschool.com

Brentwood Christian School

Austin 512/835-5983
Grades PK-12 www.brentwoodchristian.org

Cathedral School of St. Mary

Austin 512/476-1480
Grades K-12 www.smcaustin.org

C.S. Lewis Hall

Austin 512/413-4260
Grades K-12

Children's School

Austin 512/453-1126
3-8 yrs

Community Montessori School

Georgetown 512/863-7920
Ages 18 Months-12 www.community-montessori.org

Concordia Academy

Austin 512/248-2547
Grades 9-10 www.concordiaacademy.org

Cornerstone Connection

Round Rock 512/255-8977
2-5 yrs

Elgin SDA Junior Academy

Elgin 512/285-5195
Grades 2-8

Evangel Temple Christian

Round Rock 512/255-0552
Grades K-8

Georgetown Christian Home Educators

Georgetown All Ages www.gcche.org

Girls School of Austin

Austin 512/478-7827
Grades 1-7 www.thegirlsschool.org

Grace Academy

Georgetown 512/864-9500
Grades K-12 www.graceacademy-gt.org

Grace Covenant Christian

Austin 512/345-7976
Grades K-8

Great Hills Christian School

Austin 512/343-6167
Grades PK-12

Griffin School

Austin 512/454-5797
Grades 9-12 www.griffinschool.org

Hill Country Christian Heritage School

Austin 512/331-7036
Grades PK-12 www.hillcountrychristianschool.org

Holy Family Catholic School

Austin 512/246-4455
Grades PK-8 www.holyfamilycs.org

Holy Word Lutheran School

Austin 512/836-0660
Grades PK-8 www.holyword.net

Hope Lutheran School

Austin 512/926-8574
Grades PS-8 www.hopelcaustin.org/School/schhome.htm

Hope Presbyterian Church

Austin 512/258-9117
Grade PK www.hopeaustin.org

Huntington-Surrey School

Austin 512/478-4743
Grades 9-12 www.huntingtonsurrey.com

Hyde Park Baptist School (Mopac/Braker Campus)

Austin 512/465-8333
Grades K-6 www.hpbs.org

Hyde Park Baptist School (Speedway Campus)

Austin 512/465-8338
Grades K-12 www.hpbs.org

Juan Diego Catholic High School

Austin 512/804-1935
Grades K-12 www.sjdchs.org

Kirby Hall School

Austin 512/474-1770
Grades K-12 www.kirbyhallschool.org

La Casa dei Bambini Montessori School

Kyle 512/262-2999
Grades Pre K-K www.kylemontessori.com

Lago Vista Academy

Lago Vista 512/267-1886
Grade PK

Lanier Baptist Academy

Austin 512/836-2160
Grades PK-5

Life Springs Christian School

Leander 512/515-5591
Grade PK www.life-springs.org

Maranatha Christian Academy

Austin 512/282-4263
Grades PK-12

Meritor Academy

Austin 512/837-8840
Grades PK-8

Nazarene Christian School

Bastrop 512/303-7764
Grades PK-12

Oakmont School

Austin 512/420-9300
Grades K-12

Our Savior Lutheran School

Austin 512/836-9600
Grades PS-5

Paragon Prep Middle School

Austin 512/459-5040
Grades 5-8 www.paragonprep.com

Parkside Community School

Austin 512/472-2559
Grades PK-6 www.parksidecommunityschool.org

Peace Elementary School

Austin 512/926-1737
Grades PK-6 www.apacademy.org

Primrose Schools

8 locations in our area 800/774-676
Grades Pre K-K www.primroseschools.com

Redeemer Lutheran School

Austin 512/451-6478
Grades PK-8 www.redeemer.net

Regents School of Austin

Austin 512/899-8095
Grades K-12 www.regents-austin.com

Round Rock Christian Academy

Round Rock 512/255-4491
Grades PK-12 www.rrca-tx.org

Sacred Heart Catholic School

Austin 512/926-0687
Grades PK-6

San Marcos Adventist Junior Academy

San Marcos 512/392-9475
Grades PK-10

San Marcos Baptist Academy

San Marcos 512/753-8040
Grades 6-12

Santa Cruz Catholic Elementary School

Buda 512/312-2137
Grades Pre K-4 www.sccschool.org

Schoolhouse Academy

Austin 512/382-9632
Grades Pre K-2 www.schoolhousea.com

Shoreline Christian School

Austin 512/310-7358
Grades PK-10 www.shoreline.net



Sri Atmananda Memorial School
Austin 512/451-7044
Grades K-11 www.samschool.org

St. Andrew's Episcopal School
Austin 512/299-9800
Grades 1-12 www.sasaustin.org

St. Austin's Catholic School
Austin 512/477-3751
Grades K-8 www.staustinschool.org

St. Francis School
Austin 512/407-9625
Grades PS-8 www.stfrancis-school.org

St. Gabriel's School
Austin 512/327-7755
Grades PK-8 www.sgs-austin.org

St. Helen Catholic School
Georgetown 512/868-0744
Grades K-5 www.sainthelens.org

St. Ignatius, Martyr School
Austin 512/442-8547
Grades PK-8 www.st-ignatius.org

St. Louis Catholic Church School
Austin 512/453-5555
Grades PS-8 www.st-louis.org

St. Martin's Lutheran Church Day School
Austin 512/476-4037
18 mo-K www.saintmartins.org

St. Mary's Catholic School
Taylor 512/352-2313
Grades PK-8 www.stmarystaylor.org

St. Michael's Academy
Austin 512/328-2323
Grades 9-12 www.smca.com

St. Paul Lutheran School
Austin 512/472-3313
Grades PK-8 www.stpaulaustin.org

St. Stephen's Episcopal School - Austin
Austin 512/327-1213
Grades 6-12 www.sstx.org

St. Stephen's Episcopal School - Wimberley
Wimberley 512/847-9857
Grades PS-8 www.ststeve.org

St. Theresa's Catholic Church & School
Austin 512/451-7105
Grades PK-7 www.sttaustin.org

Strickland Christian School
Austin 512/447-1447
Grades PK-8 www.stricklandschool.com

Summit Christian Academy - Cedar Park
Cedar Park 512/250-1369
Grades PK-12 www.summiteagles.org

Summit Christian Academy - Leander
Leander 512/259-4416
Grades PK-6 www.summiteagles.org

Tierra Vista Montessori School Inc.
Austin 512/264-0234
PK-1

Town and Country Montessori School
Austin 512/442-2434
3-9 yrs www.townandcountrychildrensmontessori.com

Twin Lakes Christian School
Cedar Park 512/258-0080
PK-12 www.twinlakesfellowship.org

Wesley School
Austin 512/467-9740
PS-2

Zion Lutheran School
Georgetown 512/863-5345
PK-8 www.zionwalburg.org

Charter Schools

John H. Wood
San Marcos 210/638-5300
Grades K-12 www.woodcharter.com

Austin CAN! Academy
Austin 512/477-4226
Grades 9-12 www.americacan.org

Austin Discovery School
Austin 512/674-0700
Grades K-5 www.austindiscoveryschool.org

Cedars International Academy
Austin 512/419-1551
Grades K-7 www.cedars-academy.org

Eagle Charter School
Austin 512/444-8442
Grades 7-12

Eden Park Academy
Austin 512/383-0613
Grades K-8 www.wayssideschools.org

East Austin College Preparatory Academy
Austin 512/287-5000
Grades 4-9 www.eaprep.org

Gateway College Prep School
Georgetown 512/868-4947
Grades K-12 www.gatewaycps.org

Gateway Tech School
Georgetown 512/868-5299
Grades 7-12 www.gatewayhs.org

Grace Academy of Georgetown
Georgetown 512/864-9500
Grades K-12 www.graceacademy-gt.org

Harmony Science Academy
Austin 512/835-7900
Grades K-8 www.hssaustin.org

Harmony School of Science
Austin 512/821-1700
Grades K-8 www.hssaustin.org

Harmony Science Academy North Austin
Pflugerville 512/251-5000
Grades 5-12 www.hsana.org

Harmony School of Excellence
Austin 512/693-0000
Grades K-9 www.hseastin.org

Harmony School of Political Science and Communication
Austin 512/284-9880
Grades K-8 www.hspaustin.org

Katherine Anne Porter School
Wimberley 512/847-6867
Grades 9-12 www.kapschool.org

KIPP Austin College Prep
Austin 512/637-6870
Grades 5-8 www.kippaustin.org

Meridian School
Round Rock 512/660-5230
Grades K-9 www.mwschool.org

NYOS - Magnolia McCullough Campus
Austin 512/275-1593
Grades Pre K-3 www.nyos.org

NYOS - Yager Campus
Austin 512/583-6967
Grades 4-5 www.nyos.org

Premier High School of Austin
Austin 512/444-8442
Grades 9-12 www.premierhighschools.com

Premier High School of North Austin
Austin 512/832-0965
Grades 9-12 www.premierhighschools.com

Star Charter School
Austin 512/989-2672
Grades 1-12 www.stararterschool.org

Saill Charter
Austin 512/579-4084

Texas Empowerment Academy
Austin 512/494-1076
Grades 5-9 www.txempower.com

Texas Preparatory School
San Marcos 512/805-7737
Grades Pre K-8 www.texasprep.us

Trinity
Austin 512/706-7564
Grades K-12 www.trinitycharterschools.org

University Charter School, George M. Kozmetsky
Austin 512/471-5652
Grades K-12 www.utexas.edu/cee/charter

University Charter School, National Elite Gymnastics
Austin 512/288-9722
Grades 2-12 www.utexas.edu/cee/charter

University Charter School, Settlement Home
Austin 512/836-2150
Grades K-12 www.utexas.edu/cee/charter

University Charter School, The Oaks
Austin 512/464-0400
Grades K-12 www.utexas.edu/cee/charter

University of Texas - University Charter School
Austin 512/471-5652
Grades Pre K-12 www.utexas.edu/cee/charter

University of Texas Elementary School
Austin 512/495-9705
www.utexas.edu/provost/elementary/index.htm

More Information:
Texas Charter Schools Association
www.txcharterschools.org

Information deemed reliable, but not guaranteed.

General School Inquiries and Information

For general information about the requirements of public schools in Texas, you may contact the Office of General Inquiry.

You may contact staff members of this office by phone or e-mail:

- Call the Office directly at (512) 463-9734 during normal business hours.
- Send your inquiry by e-mail to:
generalinquiry@tea.state.tx.us

Spanish speakers are available
(se habla español).

TEA: Texas Education Agency
www.tea.state.tx.us

Have a question about general requirements of school districts under the Texas Education Code? Please see the frequently asked questions below:

- **General Questions** – www.tea.state.tx.us/gir/faq/general.html
This section answers questions on general school or education issues.
- **School Board Questions** – www.tea.state.tx.us/gir/faq/schoolboard.html
This section answers questions as they pertain to a local school board, board meetings, board minutes among other issues.
- **School District Questions** – www.tea.state.tx.us/gir/faq/schooldist.html
This section answers questions regarding School District issues dress code, immunizations, absentee policy drug searches and more.
- **Student Questions** – www.tea.state.tx.us/gir/faq/studentquestions.html
This section answers questions pertaining to issues regarding public school students.
- **Teacher Questions** – www.tea.state.tx.us/gir/faq/teacher.html
This section answers questions pertaining to issues of interest to teachers in the public school system
- **Public Information Request** – www.tea.state.tx.us/gir/PublicInfoMain.html

LOCALLY GROWN. LOCALLY COMMITTED.



Independence Title Company is locally owned and operated in Central Texas, with some of the most knowledgeable and successful title professionals in the state. We're the largest independent title agent in Texas,* licensed directly in 22 counties, and are supported by every major underwriter in the U.S. We understand the varied communities in our state, from industrial parks to urban homes to the family ranch. Let us help you with your next transaction - declare your independence!

*Based on the most current statistical reports from the Texas Department of Insurance.

Independence Title

Explore www.IndependenceTitle.com